




# B6CACHET

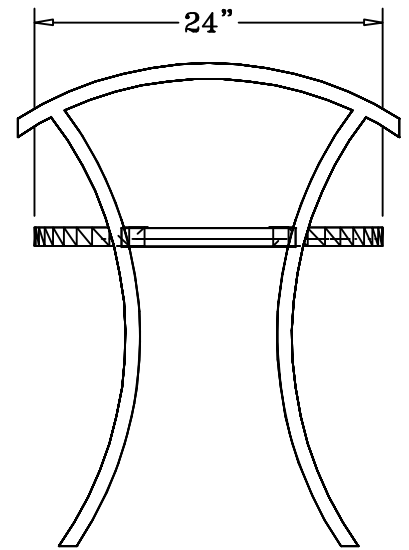
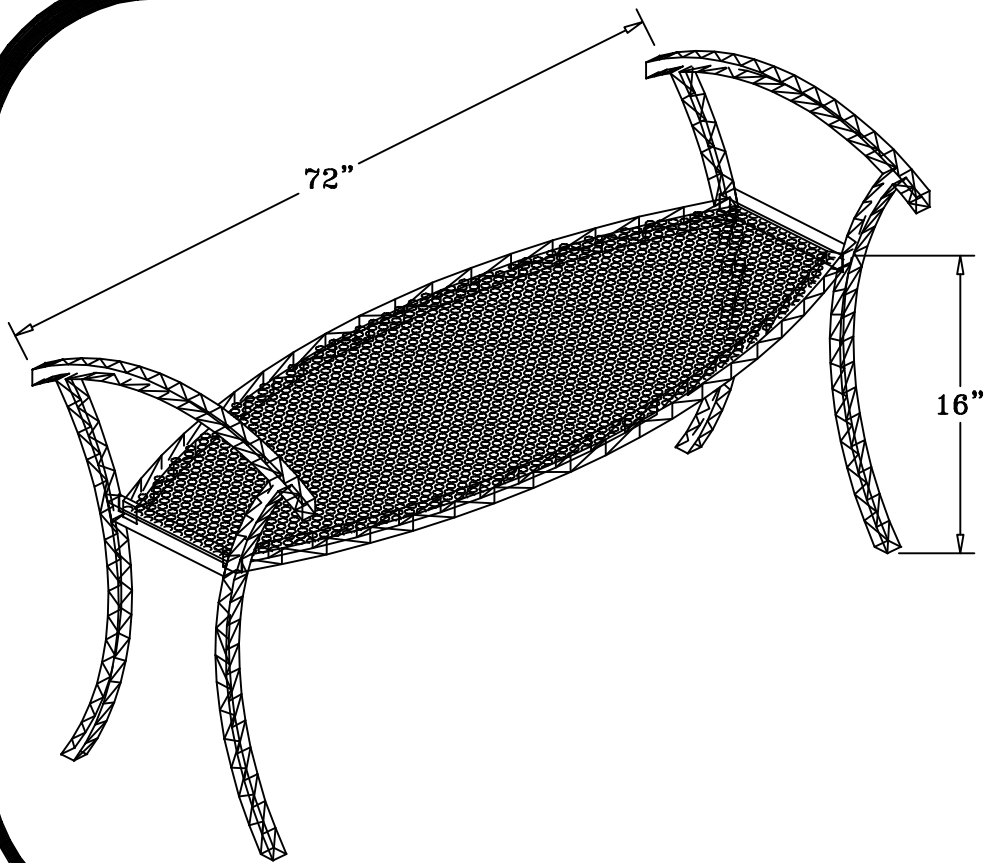
## 6' CACHET STYLE BENCH PORTABLE DESIGN

WEBCOAT PRODUCTS  
P.O. BOX 3160  
McALESTER, OKLAHOMA 74501  
1-800-505-5101  
FAX: (918)426-5924  
E-MAIL: WEBCOAT@WEBCOAT.COM

Please take the time to locate and identify each part. Assemble the units on a smooth flat surface. It is also helpful to lay the tops and seats on cardboard or a drop cloth to prevent scratching of the surface during assembly. All parts have been pre-cut and pre-drilled for ease of assembly. All holes are slotted to allow for easy assembly and for final levelling of tops and seats to frames. Fully assemble all parts without totally tightening nuts and bolts. After all assembled go back and retighten nuts to bolts. DO NOT OVER TIGHTEN NUTS TO BOLTS. Over tightened nuts can crack the plastisol coating. All the necessary quantities of parts required are listed in this assembly instructions.

DO NOT BEGIN ASSEMBLY UNTIL YOU HAVE READ THESE INSTRUCTIONS AND ARE FAMILIAR WITH THE PARTS.





## SPECIFICATIONS

6' POLY VINYL PUNCHED STEEL CACHET STYLE BENCH  
THE FRAME IS PORTABLE DESIGN.

COATED WITH A 1/8" TO 1/4" THICK PLASTISOL ULTRAVIOLET STABILIZED VINYL COATING FUSED  
AND BAKED TO A 90% GLOSS.

SEAT HEIGHT IS 18" APPROXIMATELY. BENCH HEIGHT IS 25" APPROXIMATELY.  
TOTAL OVERALL DIMENSIONS ARE 72" X 24".

SEAT IS MADE WITH HEAVY DUTY 10GA 3/8" HOLE PUNCHED STEEL.

FRAMES ARE MADE OF HEAVY DUTY 1 1/2" #11 SQUARE TUBING. COATED WITH A BAKED  
ON POLYESTER POWDER COAT FINISH.

ALL HARDWARE IS NON-CORROSIVE  
WEIGHT FOR THE B6WBCACHET IS 100 LBS.

## MAINTENANCE

To maintain luster it is recommended to wash, rinse, and dry the units after prolonged use.  
Check for loose bolts and nuts and tighten as needed. Contact the factory for genuine