



B6MODCLASSPSM

6' MODERN CLASSIC BENCH SURFACE MOUNT DESIGN

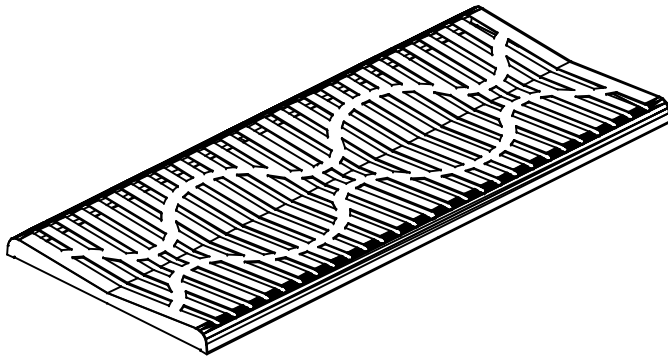
WEBCOAT PRODUCTS
P.O. BOX 3160
McALESTER, OKLAHOMA 74501
1-800-505-5101
FAX: (918)426-5924
E-MAIL: WEBCOAT@WEBCOAT.COM

Please take the time to locate and identify each part. Assemble the units on a smooth flat surface. It is also helpful to lay the tops and seats on cardboard or a drop cloth to prevent scratching of the surface during assembly. All parts have been pre-cut and pre-drilled for ease of assembly. All holes are slotted to allow for easy assembly and for final levelling of tops and seats to frames. Fully assemble all parts without totally tightening nuts and bolts. After all assembled go back and retighten nuts to bolts. DO NOT OVER TIGHTEN NUTS TO BOLTS. Over tightened nuts can crack the plastisol coating. All the necessary quantities of parts required are listed in this assembly instructions.


DO NOT BEGIN ASSEMBLY UNTIL YOU HAVE READ THESE INSTRUCTIONS AND ARE FAMILIAR WITH THE PARTS.




PARTS IDENTIFICATION



(A) 6' MODCLASS SEAT



(B) MODERN FRAME



(C) CONNECTING PIPE

PARTS LIST

ITEM	PART#	DESCRIPTION	QTY.
A	S6MODCLASS	6' MOD CLASS SEAT	1
B	FB6MODPSM	MODERN FRAME	2
C	F6CPIPE	CONNECTING PIPE	2

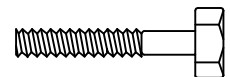
ITEM	HARDWARE DESCRIPTION	QTY.
HW1	5/16" X 18 NYL LOCKNUTS	4
HW2	5/16" X 18GA CAP BOLTS	4
HW3	5/16" FLAT WASHERS	8
HW4	BOLT GUARDS	4

ASSEMBLY TOOLS REQUIRED
2- 1/2" WRENCHES

HARDWARE IDENTIFICATION



(HW1) 5/16" X 18
NYL LOCKNUTS



(HW2) 5/16" X 18
GAUGE CAP BOLTS



(HW3) 5/16"
FLAT WASHERS



(HW4) BOLT
GUARDS

ASSEMBLY PROCEDURES

STEP 1

CONNECT THE TWO END FRAMES TOGETHER BY PLACING FLARED ENDS OVER THE 6" STUBS ON THE END FRAMES.

STEP 2

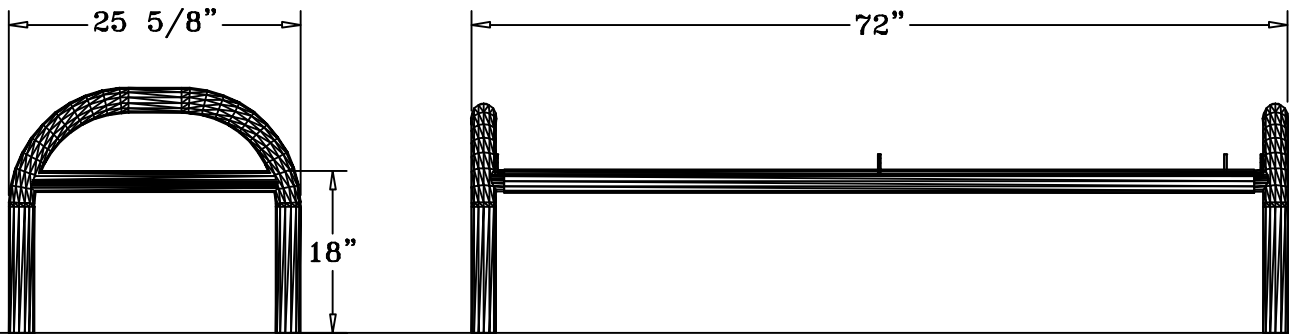
SET BENCH SEAT ON FRAME WITH BENCH END BRACES ON OUTSIDE OF FRAME MOUNTING BRACKETS. FASTEN TOGETHER BY USING FOUR 1 1/2" X 5/16" BOLTS AND NUTS AND EIGHT WASHERS. HAND TIGHTEN ONLY AT THIS TIME.

STEP 3

TIGHTEN ALL NUTS ON ALL BOLTS SECURELY.

DO NOT OVER TIGHTEN AS THIS WILL CAUSE THE PLASTISOL COATING TO CRACK.





SPECIFICATIONS

72" X 25 5/8" POLY VINYL COATED CLASSIC STYLE MODERN BENCH WITHOUT BACK.
THE FRAME IS SURFACE MOUNT DESIGN.

COATED WITH A 1/8" TO 1/4" THICK PLASTISOL ULTRAVIOLET STABILIZED VINYL COATING
FUSED AND BAKED TO A 90% GLOSS.

SEAT HEIGHT IS 18" APPROXIMATELY. SEAT WIDTH IS 25 5/8" APPROXIMATELY. OVERALL
DIMENSIONS ARE 72" X 25 5/8".

SEATS ARE MADE FROM PRECISION CUT RIBBED STEEL ON A FRAME MADE OF 1/4" X 1 1/2"
FLAT STEEL.

THE UNDER STRUCTURE IS MADE FROM HEAVY WALL TUBING IN A FOUR PIECE DESIGN
FABRICATED IN SUCH A WAY TO CREATE ARM REST ON EACH SIDE OF THE BENCH. THE
UNDER FRAME IS MADE OF 2 7/8" TUBING THAT IS GALVANIZED INSIDE AND OUT. COATED
WITH A BAKED ON POLYESTER POWDER COAT FINISH.

CONNECTING PIPE IS MADE OF 2 3/8" GALVANIZED TUBING.

ALL HARDWARE IS NON-CORROSIVE.
WEIGHT FOR THE B6MODCLASSPSM IS 124 LBS.

MAINTENANCE

To maintain luster it is recommended to wash, rinse, and dry the units after prolonged use.
Check for loose bolts and nuts and tighten as needed. Contact the factory for genuine
Webcoat part replacements if needed.