



B6SLATP

6' SLAT STYLE BENCH PORTABLE DESIGN

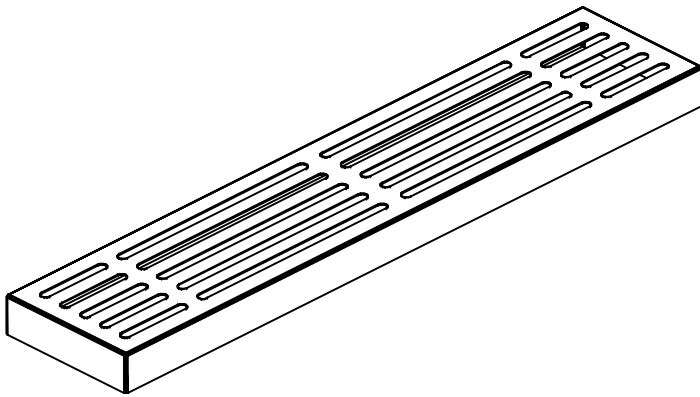
WEBCOAT PRODUCTS
P.O. BOX 3160
McALESTER, OKLAHOMA 74501
1-800-505-5101
FAX: (918)426-5924
E-MAIL: WEBCOAT@WEBCOAT.COM

Please take the time to locate and identify each part. Assemble the units on a smooth flat surface. It is also helpful to lay the tops and seats on cardboard or a drop cloth to prevent scratching of the surface during assembly. All parts have been pre-cut and pre-drilled for ease of assembly. All holes are slotted to allow for easy assembly and for final levelling of tops and seats to frames. Fully assemble all parts without totally tightening nuts and bolts. After all assembled go back and retighten nuts to bolts. DO NOT OVER TIGHTEN NUTS TO BOLTS. Over tightened nuts can crack the plastisol coating. All the necessary quantities of parts required are listed in this assembly instructions.

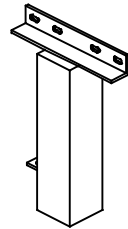
DO NOT BEGIN ASSEMBLY UNTIL YOU HAVE READ THESE INSTRUCTIONS AND ARE FAMILIAR WITH THE PARTS.




PARTS IDENTIFICATION



(A) 6' SLATTED SEAT



(B) BENCH FRAME



(C) DIAGONAL

PARTS LIST

ITEM	PART#	DESCRIPTION	QTY.
A	S6SLAT	6' SLATTED SEAT	1
B	FB4P	FRAME	2
C	D6PERF	DIAGONAL	2

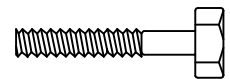
ITEM	HARDWARE DESCRIPTION	QTY.
HW1	5/16" X 18 NYL LOCKNUTS	7
HW2	5/16" X 18GA CAP BOLTS	7
HW3	5/16" FLAT WASHERS	14
HW4	BOLT GUARDS	7

ASSEMBLY TOOLS REQUIRED
2- 1/2" WRENCHES

HARDWARE IDENTIFICATION



(HW1) 5/16" X 18
NYL LOCKNUTS



(HW2) 5/16" X 18
GAUGE CAP BOLTS



(HW3) 5/16"
FLAT WASHERS



(HW4) BOLT
GUARDS

ASSEMBLY PROCEDURES

STEP 1

LAY BENCH SEAT UPSIDE DOWN ON A SMOOTH FLAT SURFACE.
ATTACH FRAMES TO SEAT BY MEANS OF FOUR 5/16" X 1 1/2" HEXBOLTS,
EIGHT 5/16" FLAT WASHERS AND FOUR 5/16" NYLOCK NUTS THROUGH THE SLOTTED HOLES
ON THE SEATS AND THROUGH THE SLOTTED HOLES ON ANGLE IRON OF FRAME ENDS.
Hand tighten only at this time.

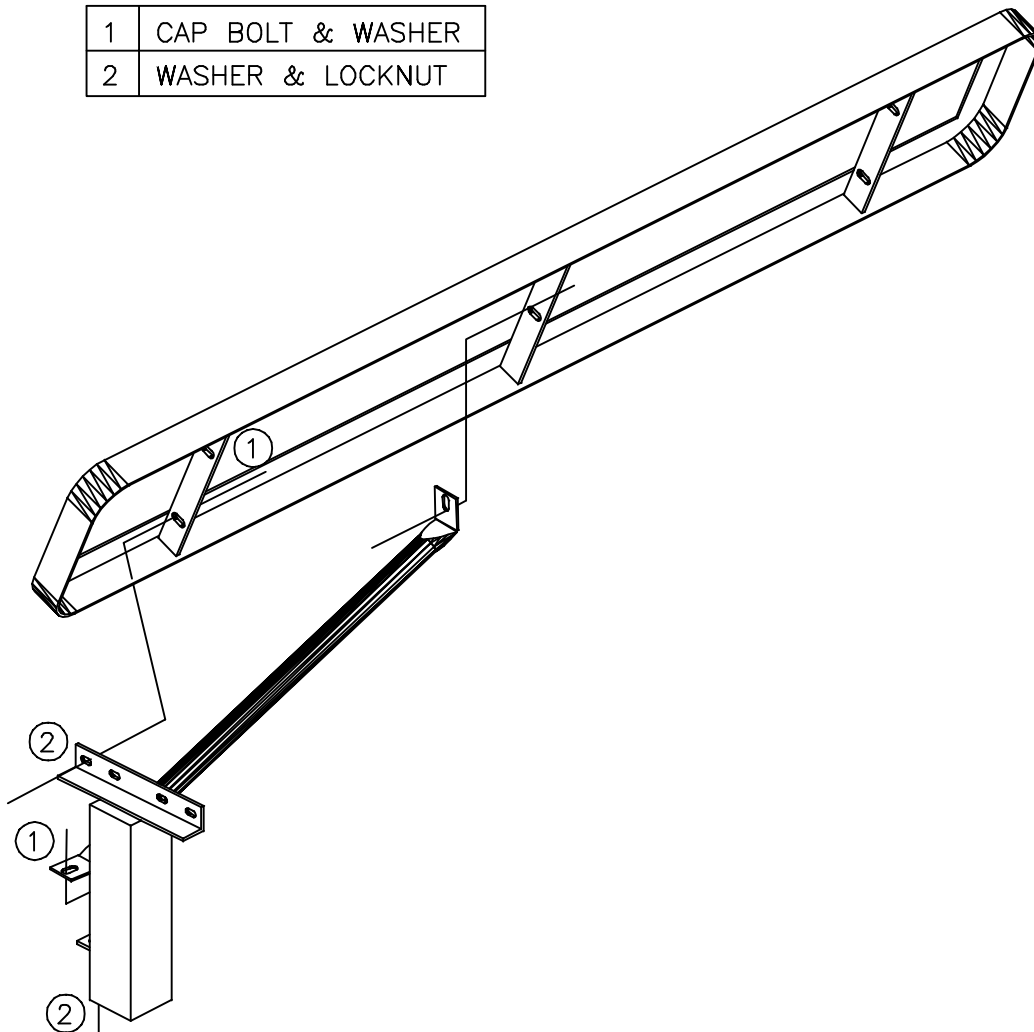
STEP 2

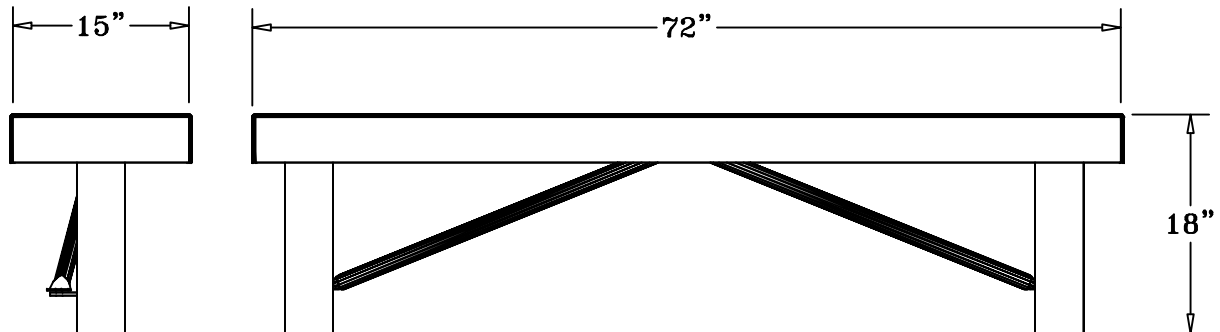
CAREFULLY SET BENCH UPRIGHT ON SMOOTH LEVEL SURFACE AND LEVEL BENCH.
TIGHTEN ALL NUTS ON ALL BOLTS AND PLACE THE BOLT GUARDS ON ALL NUTS. **DO NOT
OVER TIGHTEN THE NUTS AS THIS COULD CAUSE THE PLASTISOL COATING TO CRACK.**



ANGLE BOLTS TO INSIDE OF BRACE, FACING EACH OTHER.

1	CAP BOLT & WASHER
2	WASHER & LOCKNUT





SPECIFICATIONS

6' POLY VINYL COATED SLATTED FLAT STEEL BENCH WITHOUT BACK.
THE FRAME IS PORTABLE DESIGN.

COATED WITH A 1/8" TO 1/4" THICK PLASTISOL ULTRAVIOLET STABILIZED VINYL COATING
FUSED AND BAKED TO A 90% GLOSS.

SEAT HEIGHT IS 18" APPROXIMATELY. TOTAL OVERALL DIMENSIONS ARE 72" X 15".

SEATS ARE MADE FROM 1/4" X 1 1/2" FLAT STEEL INSIDE A 1/8" X 4" FLAT STEEL FRAME.
ALL CENTER BRACES ARE MADE FROM 1/4" X 1 1/2" FLAT STEEL.

FRAMES ARE MADE OF 4" SQ. HEAVY GALVANIZED STEEL TUBING THAT IS GALVANIZED INSIDE
AND OUT AND MEETS OR EXCEEDS THE YIELD AND TENSILE OF SCH 40 PIPE. CONSTRUCTED
SO AS TO PROHIBIT RAIN WATER FROM COLLECTING AT GROUND LEVEL. COATED WITH A BAKED
ON POLYESTER POWDER COAT FINISH.

ALL HARDWARE IS NON-CORROSIVE.
WEIGHT FOR THE B6SLATP IS 201 LBS.

MAINTENANCE

To maintain luster it is recommended to wash, rinse, and dry the units after prolonged use.
Check for loose bolts and nuts and tighten as needed. Contact the factory for genuine
Webcoat part replacements if needed.