



BDTCLASSCVXP

**3 SEAT 15° CLASSIC STYLE
DOWNTOWN CONVEX BENCH
PORTABLE DESIGN**

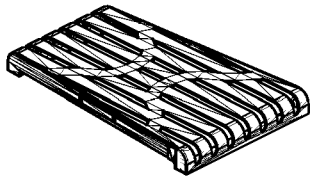
WEBCOAT PRODUCTS
P.O. BOX 3160
McALESTER, OKLAHOMA 74501
1-800-505-5101
FAX: (918)426-5924
E-MAIL: WEBCOAT@WEBCOAT.COM

Please take the time to locate and identify each part. Assemble the units on a smooth flat surface. It is also helpful to lay the tops and seats on cardboard or a drop cloth to prevent scratching of the surface during assembly. All parts have been pre-cut and pre-drilled for ease of assembly. All holes are slotted to allow for easy assembly and for final levelling of tops and seats to frames. Fully assemble all parts without totally tightening nuts and bolts. After all assembled go back and retighten nuts to bolts. DO NOT OVER TIGHTEN NUTS TO BOLTS. Over tightened nuts can crack the plastisol coating. All the necessary quantities of parts required are listed in this assembly instructions.

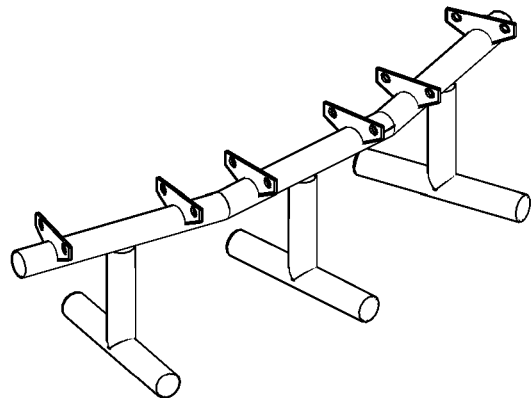
**DO NOT BEGIN ASSEMBLY UNTIL YOU
HAVE READ THESE INSTRUCTIONS AND
ARE FAMILIAR WITH THE PARTS.**



PARTS IDENTIFICATION



(A) CONVEX/CONCAVE SEAT



(B) 15° CONVEX FRAME

PARTS LIST

ITEM	PART#	DESCRIPTION	QTY.
A	SCONVEX	CONVEX/CONCAVE SEAT	3
B	FCONVEXP	15° CONVEX FRAME	1

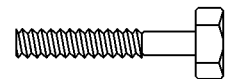
ITEM	HARDWARE DESCRIPTION	QTY.
HW1	5/16" X 18 NYL LOCKNUTS	12
HW2	5/16" X 18GA CAP BOLTS	12
HW3	5/16" FLAT WASHERS	24
HW4	BOLT GUARDS	12

ASSEMBLY TOOLS REQUIRED
2- 1/2" WRENCHES

HARDWARE IDENTIFICATION



(HW1) 5/16" X 18
NYL LOCKNUTS



(HW2) 5/16" X 18
GAUGE CAP BOLTS



(HW3) 5/16"
FLAT WASHERS



(HW4) BOLT
GUARDS

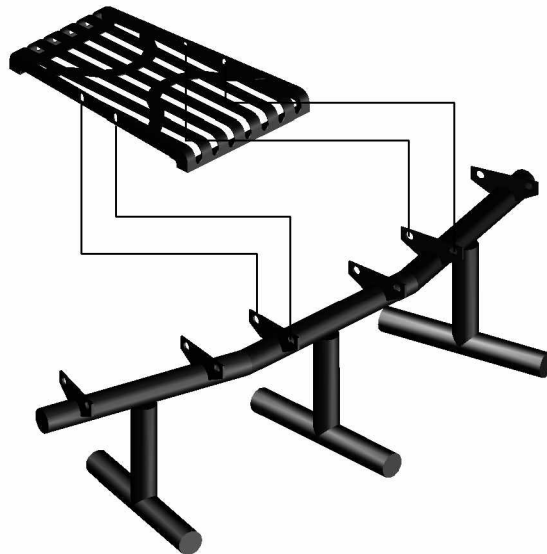
ASSEMBLY PROCEDURES

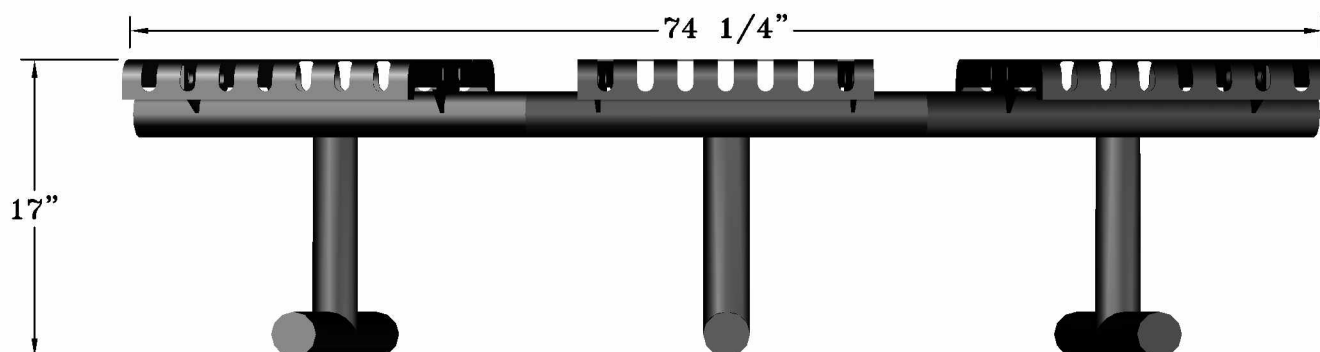
STEP 1

MOUNT THE COATED FORMED SEAT TO THE FRAME BY MEANS OF FOUR 5/16" X 1 1/2" HEXBOLTS, EIGHT 5/16" FLAT WASHERS, AND FOUR NYLOCK NUTS PER SEAT THROUGH THE SLOTTED HOLES ON THE FRAME AND THROUGH THE SLOTTED HOLES ON THE SEATS.

STEP 2

TIGHTEN ALL NUTS ON ALL BOLTS AND PLACE THE BOLT GUARDS ON ALL NUTS. **DO NOT OVER TIGHTEN THE NUTS AS THIS COULD CAUSE THE PLASTISOL COATING TO CRACK.**





SPECIFICATIONS

15 DEGREE CONVEX SEATS, THREE SEAT UNIT WITHOUT BACK.
THE FRAME IS PORTABLE DESIGN.

COATED WITH A 1/8" TO 1/4" THICK PLASTISOL ULTRAVIOLET STABILIZED VINYL COATING FUSED
AND BAKED TO A 90% GLOSS.

SEAT HEIGHT IS 17". OVERALL WIDTH IS 30" APPROX. OVERALL LENGTH IS 74 1/4" APPROX.

SEATS ARE MADE FROM PRECISION CUT RIBBED STEEL. ALL CENTER BRACES ARE
MADE FROM 1 1/4" X 3/8" FLAT STEEL.

FRAME IS A 2 7/8" 12 GAUGE HEAVY WALL ROUND TUBING THAT IS FABRICATED THEN
POWDER COATED WITH POLYESTER BLACK ELECTROSTATIC PAINT.

ALL HARDWARE IS NON-CORROSIVE.
WEIGHT FOR THE BDTCLASSCVXP IS 148 LBS.

MAINTENANCE

To maintain luster it is recommended to wash, rinse, and dry the units after prolonged use.
Check for loose bolts and nuts and tighten as needed. Contact the factory for genuine
Webcoat part replacements if needed.