



# BWBDTCCVSM

**3 SEAT DOWNTOWN STYLE  
CONCAVE BENCH WITH BACK  
SURFACE MOUNT DESIGN**

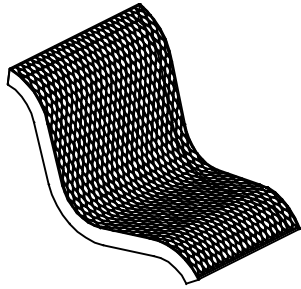
WEBCOAT PRODUCTS  
P.O. BOX 3160  
McALESTER, OKLAHOMA 74501  
1-800-505-5101  
FAX: (918)426-5924  
E-MAIL: WEBCOAT@WEBCOAT.COM

Please take the time to locate and identify each part. Assemble the units on a smooth flat surface. It is also helpful to lay the tops and seats on cardboard or a drop cloth to prevent scratching of the surface during assembly. All parts have been pre-cut and pre-drilled for ease of assembly. All holes are slotted to allow for easy assembly and for final levelling of tops and seats to frames. Fully assemble all parts without totally tightening nuts and bolts. After all assembled go back and retighten nuts to bolts. **DO NOT OVER TIGHTEN NUTS TO BOLTS.** Over tightened nuts can crack the plastisol coating. All the necessary quantities of parts required are listed in this assembly instructions.

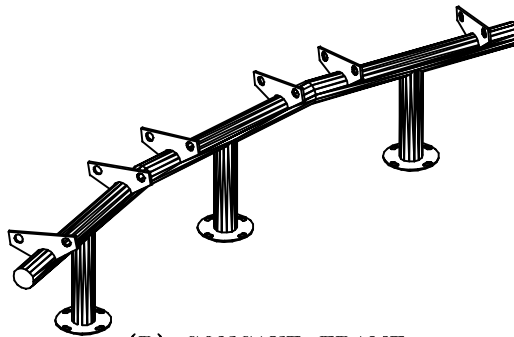
**DO NOT BEGIN ASSEMBLY UNTIL YOU HAVE READ THESE INSTRUCTIONS AND ARE FAMILIAR WITH THE PARTS.**



# PARTS IDENTIFICATION



(A) CONCAVE SEAT



(B) CONCAVE FRAME

## PARTS LIST

ITEM	PART#	DESCRIPTION	QTY.
A	SWBDTCV	CONCAVE SEAT	3
B	FBWBDTCVSM	3 SEAT CONCAVE FRAME	1

ITEM	HARDWARE DESCRIPTION	QTY.
HW1	5/16" X 18 NYL LOCKNUTS	12
HW2	5/16" X 18GA CAP BOLTS	12
HW3	5/16" FLAT WASHERS	24
HW4	BOLT GUARDS	12

ASSEMBLY TOOLS REQUIRED  
2- 1/2" WRENCHES

## HARDWARE IDENTIFICATION



(HW1) 5/16" X 18  
NYL LOCKNUTS



(HW2) 5/16" X 18  
GAUGE CAP BOLTS



(HW3) 5/16"  
FLAT WASHERS



(HW4) BOLT  
GUARDS

# ASSEMBLY PROCEDURES

## STEP 1

REFER TO SURFACE MOUNT DRAWING BELOW FOR FOOTING DETAIL.  
DISTANCE BETWEEN MOUNTS IS 27".

## STEP 2

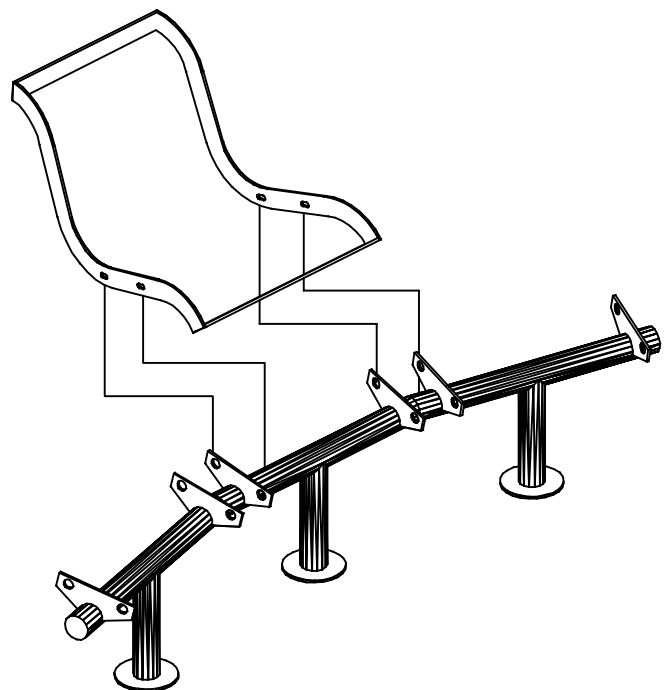
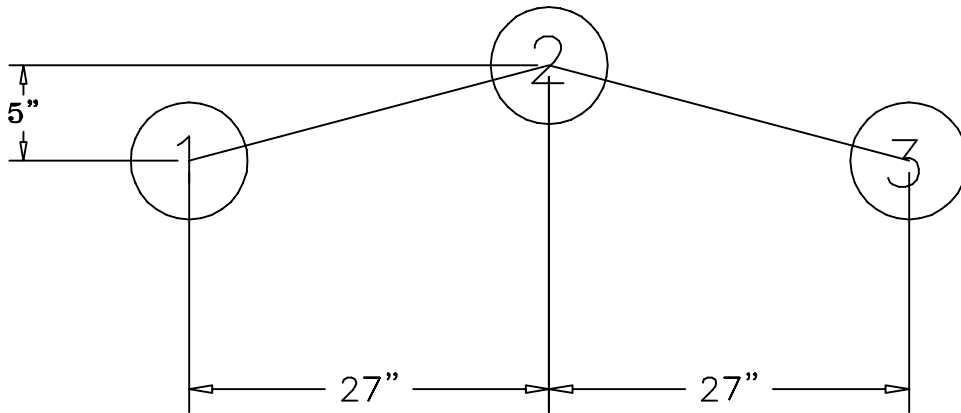
MOUNT THE COATED FORMED SEAT TO THE FRAME BY MEANS OF FOUR 5/16" X 1 1/2" HEXBOLTS, EIGHT 5/16" FLAT WASHERS, AND FOUR NYLOCK NUTS, PER SEAT, THROUGH THE SLOTTED HOLES ON THE FRAME AND THROUGH THE SLOTTED HOLES ON THE SEATS.

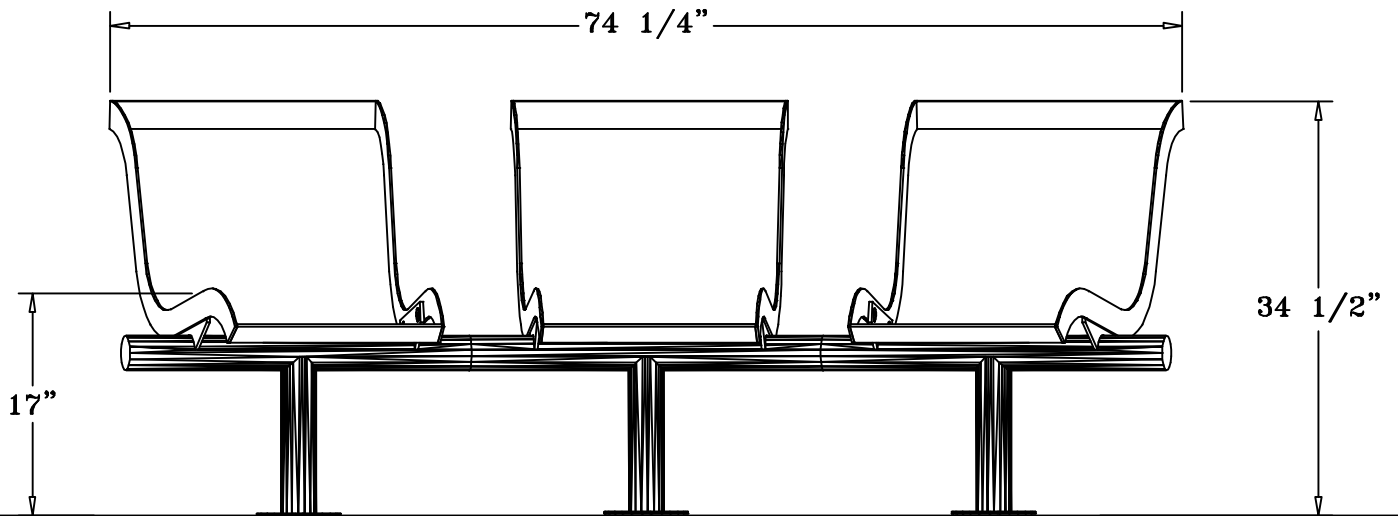
## STEP 3

TIGHTEN ALL NUTS ON BOLTS.

**DO NOT OVER TIGHTEN THE NUTS ON THE BOLTS AS THIS  
COULD CAUSE THE PLASTISOL COATING TO CRACK.**

FOOTING DETAIL:





## SPECIFICATIONS

THREE SEAT CONVCAVE EXPANDED METAL UNIT WITH BACK.  
THE FRAME IS SURFACE MOUNT DESIGN.

COATED WITH A 1/8" TO 1/4" THICK PLASTISOL ULTRAVIOLET STABILIZED VINYL  
COATING FUSED AND BAKED TO A 90% GLOSS.

SEAT HEIGHT IS 18". OVERALL WIDTH IS 34 1/2". OVERALL LENGTH IS 74 1/4".

SEATS ARE MADE FROM HEAVY DUTY 3/4" #9 EXPANDED METAL. ALL CENTER BRACES  
ARE MADE FROM 1 1/4" X 3/8" FLAT STEEL.

FRAMES ARE MADE OF 2 7/8" HEAVY GALVANIZED STEEL TUBING THAT IS GALVANIZED  
INSIDE AND OUT AND MEETS OR EXCEEDS YIELD AND TENSILE OF SCH. 40 PIPE.  
CONSTRUCTED SO AS TO PROHIBIT RAIN WATER FROM COLLECTING AT GROUND LEVEL.  
COATED WITH A BAKED ON POLYESTER POWDER COAT FINISH.

ALL HARDWARE IS NON-CORROSIVE.  
WEIGHT FOR THE BWBdTCCVSM IS 158 LBS.

## MAINTENANCE

To maintain luster it is recommended to wash, rinse, and dry the units after prolonged use.  
Check for loose bolts and nuts and tighten as needed. Contact the factory for genuine  
Webcoat part replacements if needed.