



# BWBDTCLASS3SM

**3 SEAT CLASSIC STYLE  
DOWNTOWN BENCH WITH BACK  
SURFACE MOUNT DESIGN**


WEBCOAT PRODUCTS  
P.O. BOX 3160  
McALESTER, OKLAHOMA 74501  
1-800-505-5101  
FAX: (918)426-5924  
E-MAIL: WEBCOAT@WEBCOAT.COM

Please take the time to locate and identify each part. Assemble the units on a smooth flat surface. It is also helpful to lay the tops and seats on cardboard or a drop cloth to prevent scratching of the surface during assembly. All parts have been pre-cut and pre-drilled for ease of assembly. All holes are slotted to allow for easy assembly and for final levelling of tops and seats to frames. Fully assemble all parts without totally tightening nuts and bolts. After all assembled go back and retighten nuts to bolts. **DO NOT OVER TIGHTEN NUTS TO BOLTS.** Over tightened nuts can crack the plastisol coating. All the necessary quantities of parts required are listed in this assembly instructions.

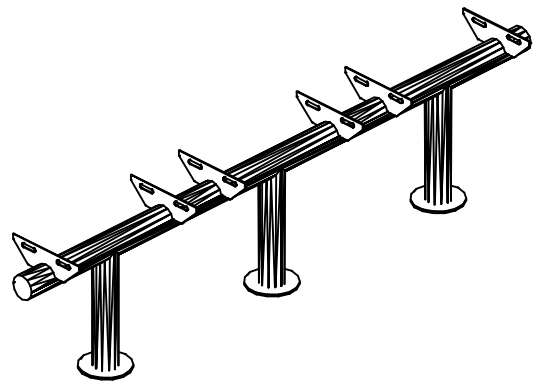
**DO NOT BEGIN ASSEMBLY UNTIL YOU HAVE READ THESE INSTRUCTIONS AND ARE FAMILIAR WITH THE PARTS.**



# PARTS IDENTIFICATION



(A) SLINE DT SEAT



(B) SLINE FRAME

## PARTS LIST

ITEM	PART#	DESCRIPTION	QTY.
A	SWBDTSCCLASS	SLINE CLASSIC SEAT	3
B	FBWBDTSM	SLINE FRAME-3	1

ITEM	HARDWARE DESCRIPTION	QTY.
HW1	5/16" X 18 NYL LOCKNUTS	12
HW2	5/16" X 18GA CAP BOLTS	12
HW3	5/16" FLAT WASHERS	24
HW4	BOLT GUARDS	12

ASSEMBLY TOOLS REQUIRED  
2- 1/2" WRENCHES

## HARDWARE IDENTIFICATION



(HW1) 5/16" X 18  
NYL LOCKNUTS



(HW2) 5/16" X 18  
GAUGE CAP BOLTS



(HW3) 5/16"  
FLAT WASHERS



(HW4) BOLT  
GUARDS

# ASSEMBLY PROCEDURES

## STEP 1

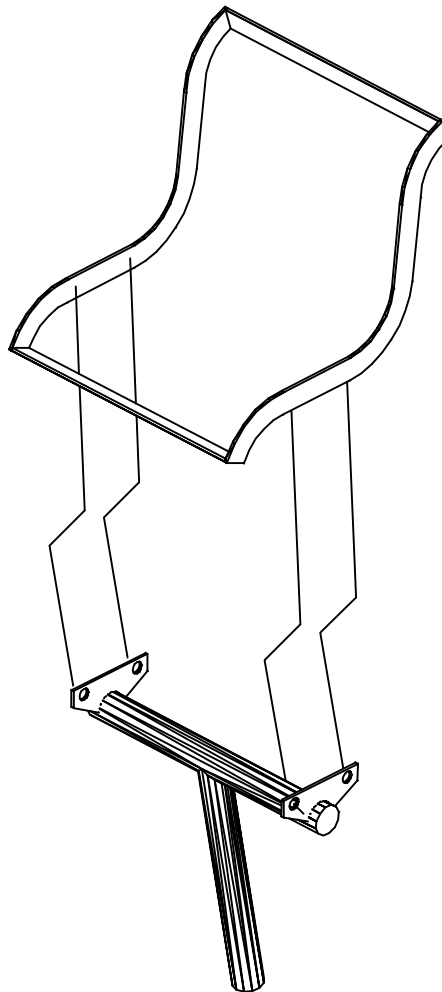
MOUNT THE COATED FORMED SEAT TO THE FRAME BY MEANS OF FOUR 5/16" X 1 1/2" HEXBOLTS, EIGHT 5/16" FLAT WASHERS, AND FOUR NYLOCK NUTS PER SEAT, THROUGH THE SLOTTED HOLES ON THE FRAME AND THROUGH THE SLOTTED HOLES ON THE SEATS.

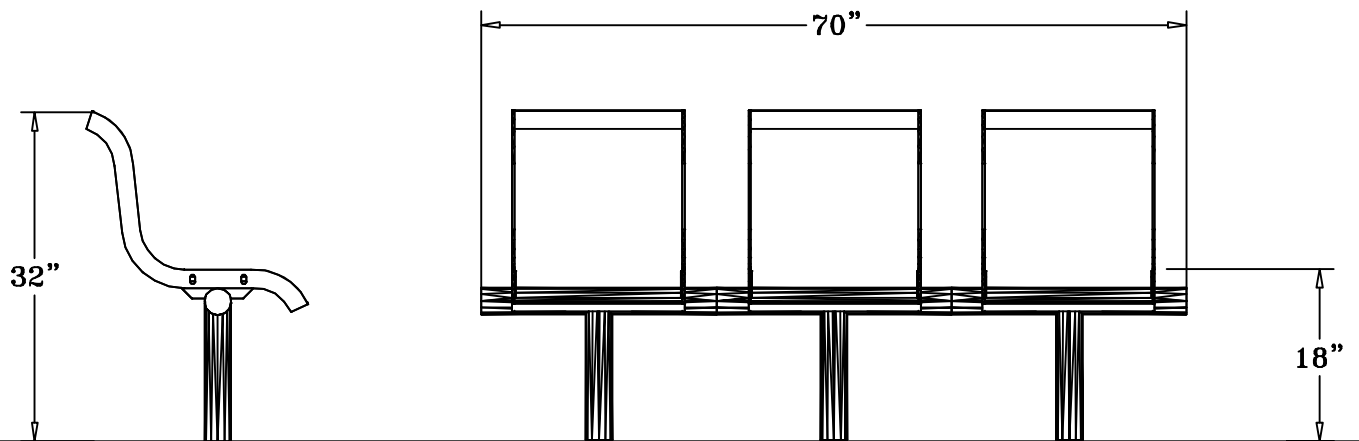
## STEP 2

CAREFULLY SIT SEATS UPRIGHT AND MOUNT TO A SMOOTH LEVEL SURFACE.  
SURFACE MOUNTING HARDWARE NOT INCLUDED.

## STEP 3

TIGHTEN ALL NUTS ON ALL BOLTS AND PLACE THE BOLT GUARDS ON ALL NUTS. DO NOT OVER TIGHTEN THE NUTS AS THIS COULD CAUSE THE PLASTISOL COATING TO CRACK.





## SPECIFICATIONS

70" x 32" POLY VINYL COATED DOWNTOWN STYLE CLASSIC 3 SEAT BENCH WITH BACK.  
THE FRAME IS SURFACE MOUNT DESIGN.

COATED WITH A 1/8" TO 1/4" THICK PLASTISOL ULTRAVIOLET STABILIZED VINYL COATING  
FUSED AND BAKED TO A 90% GLOSS

SEAT HEIGHT IS 18" APPROXIMATELY, BENCH HEIGHT IS 32" APPROXIMATELY.  
TOTAL OVERALL DIMENSIONS ARE 70" X 32".

SEATS ARE MADE FROM PRECISION CUT RIBBED STEEL.  
ALL BRACES ARE MADE FROM 11 GA FLAT STEEL.

FRAME IS A 2 7/8" HEAVY DUTY GALVANIZED STEEL TUBING THAT IS GALVANIZED INSIDE  
AND OUT AND MEETS OR EXCEEDS THE YIELD AND TENSIAL OF SCH 40 PIPE. CONSTRUCTED SO AS  
TO PROHIBIT RAIN WATER FROM COLLECTING AT GROUND LEVEL. COATED WITH A BAKED ON  
POLYESTER POWDER COAT FINISH.

ALL HARDWARE IS NON-CORROSIVE.  
WEIGHT FOR THE BWBCDTCLASS3SM IS 140 LBS.

## MAINTENANCE

To maintain luster it is recommended to wash, rinse, and dry the units after prolonged use.  
Check for loose bolts and nuts and tighten as needed. Contact the factory for genuine  
Webcoat part replacements if needed.