



T42RASS

**42" ROUND TABLE
SEATS WITH BACKS
PORTABLE DESIGN**

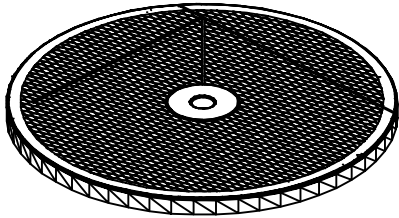
WEBCOAT PRODUCTS
P.O. BOX 3160
McALESTER, OKLAHOMA 74501
1-800-505-5101
FAX: (918)426-5924
E-MAIL: WEBCOAT@WEBCOAT.COM

Please take the time to locate and identify each part. Assemble the units on a smooth flat surface. It is also helpful to lay the tops and seats on cardboard or a drop cloth to prevent scratching of the surface during assembly. All parts have been pre-cut and pre-drilled for ease of assembly. All holes are slotted to allow for easy assembly and for final levelling of tops and seats to frames. Fully assemble all parts without totally tightening nuts and bolts. After all assembled go back and retighten nuts to bolts. DO NOT OVER TIGHTEN NUTS TO BOLTS. Over tightened nuts can crack the plastisol coating. All the necessary quantities of parts required are listed in this assembly instructions.


DO NOT BEGIN ASSEMBLY UNTIL YOU HAVE READ THESE INSTRUCTIONS AND ARE FAMILIAR WITH THE PARTS.




PARTS IDENTIFICATION



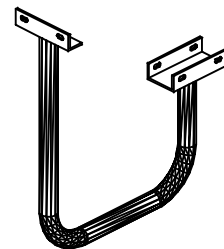
(A) 42" ROUND TOP



(B) SEAT W/BACK



(C) CROSS BRACE



(D) FRAME

PARTS LIST

ITEM	PART#	DESCRIPTION	QTY.
A	TT42ROUND	42" ROUND TOP	1
B	SCPATORASS	SEAT WITH BACK	4
C	FRAS	CROSS BRACE	1
D	CBRAS	FRAME	4

ITEM	HARDWARE DESCRIPTION	QTY.
HW1	5/16" X 18 NYL LOCKNUTS	28
HW2	5/16" X 18GA CAP BOLTS	28
HW3	5/16" FLAT WASHERS	56
HW4	BOLT GUARDS	28

ASSEMBLY TOOLS REQUIRED
2- 1/2" WRENCHES

HARDWARE IDENTIFICATION



(HW1) 5/16" X 18
NYL LOCKNUTS



(HW2) 5/16" X 18
GAUGE CAP BOLTS



(HW3) 5/16"
FLAT WASHERS



(HW4) BOLT
GUARDS

ASSEMBLY PROCEDURES

STEP 1

CAREFULLY LAY TOP UPSIDE DOWN ON A SMOOTH FLAT SURFACE.
DO NOT DRAG AS THIS MAY SCRATCH THE COATING.

STEP 2

BOLT THE FRAMES TO THE TOP USING FOUR 5/16" X 1 1/2" CAP BOLTS, EIGHT 5/16" FLAT WASHERS, AND FOUR 5/16" NYLOCK NUTS PER FRAME.
HAND TIGHTEN ONLY AT THIS TIME.

STEP 3

ATTACH CROSS BRACE USING FOUR 5/16" X 1 1/2" CAP BOLTS, EIGHT 5/16" FLAT WASHERS, AND FOUR 5/16" NYLOCK NUTS.
HAND TIGHTEN ONLY AT THIS TIME.

STEP 4

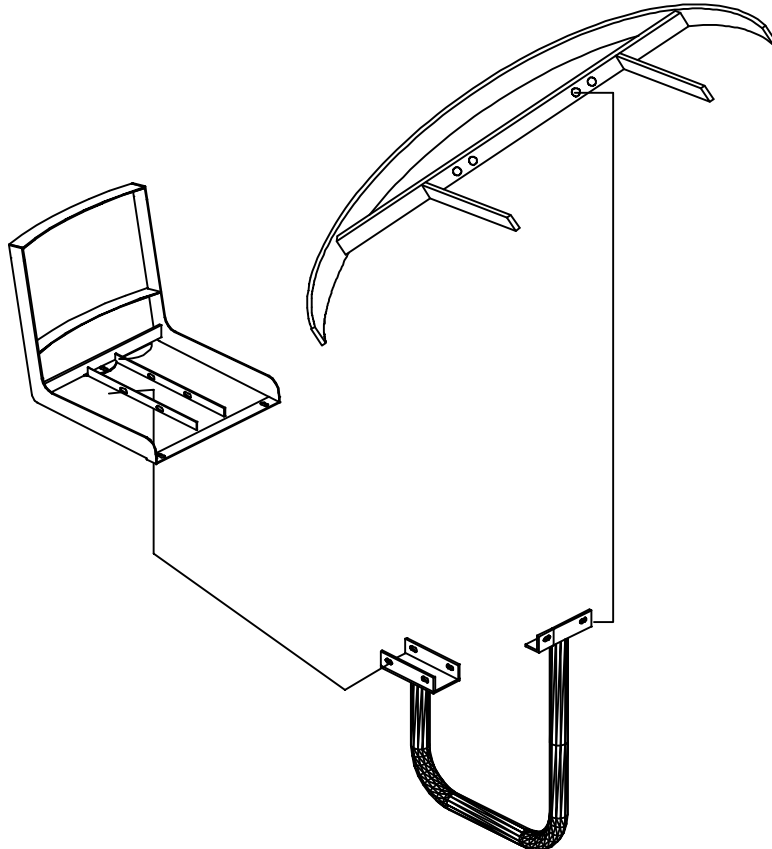
CAREFULLY SET TABLE UPRIGHT.

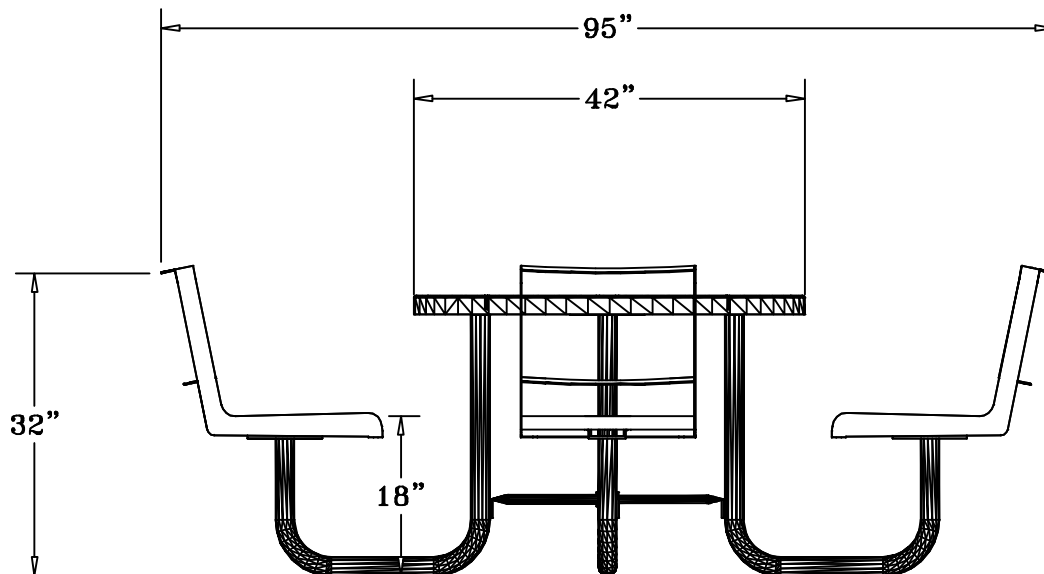
STEP 5

SET EACH OF THE SEATS ON THE SEAT BRACKETS OF THE PEDESTAL ARMS. MATCHING UP THE TWO ARMS UNDER THE SEATS WITH FOUR HOLES ON THE ANGLE IRON BRACE OF THE ARMS. MOUNT BY MEANS OF FOUR 5/16" X 1 1/2" CAP BOLTS, EIGHT 5/16" FLAT WASHERS, AND FOUR 5/16" NYLOCK NUTS PER SEAT.

STEP 6

ALIGN AND LEVEL ALL PARTS AND TIGHTEN ALL NUTS ON BOLTS AND PLACE BOLT GUARDS ON ALL NUTS.
DO NOT OVER TIGHTEN, THIS COULD CAUSE THE PLASTISOL COATING TO CRACK.





SPECIFICATIONS

42" ROUND EXPANDED METAL TABLE WITH FOUR ATTACHED SEATS WITH BACKS. FRAME IS PORTABLE DESIGN.

COATED WITH A 1/8" TO 1/4" THICK PLASTISOL ULTRAVIOLET STABILIZED VINYL COATING FUSED AND BAKED TO A 90% GLOSS.

TABLE HEIGHT IS 31" APPROXIMATELY. SEAT HEIGHT IS 18" APPROXIMATELY. TOTAL OVERALL SQUARED DIMENSION IS 95" APPROXIMATELY.

TOP AND SEATS ARE MADE WITH HEAVY DUTY 3/4" #9 EXPANDED METAL INSIDE A 2" X 2" X 1/8" ANGLE IRON FRAME. ALL CENTER BRACES ARE MADE FROM 1 1/2" X 1/4" FLAT STEEL.

FRAME IS A 2" HEAVY GALVANIZED STEEL TUBING THAT IS GALVANIZED INSIDE AND OUT AND MEETS OR EXCEEDS THE YIELD AND TENSILE OF SCH 40 PIPE. CONSTRUCTED SO AS TO PROHIBIT RAIN WATER FROM COLLECTING AT GROUND LEVEL. COATED WITH A BAKED ON POLYESTER POWDER COAT FINISH.

THE CROSS BRACE IS MADE OF 1" GALV. STEEL TUBING. ALL HARDWARE IS NON-CORROSIVE.

WEIGHT FOR THE T46RASS IS 200 LBS.

MAINTENANCE

To maintain luster it is recommended to wash, rinse, and dry the units after prolonged use. Check for loose bolts and nuts and tighten as needed. Contact the factory for genuine Webcoat part replacements if needed.